

DESIGNED by
LINEA ROSSA®

...
just a line®

**ANDRIDOR
PRO COMPANY**

EN

DESIGNED by
LINEA ROSSA®

DESIGN
ALUMINIUM
DETAILS
SYSTEM
CREATIVE
HURRICANE
IMPACT
MILANO
TECHNICAL
PERSPECTIVE
ARCHITECTURE
SERIES
INDUSTRIAL
UNIQUE
INTERNATIONAL
LUXURY
MODERN
BRAND
RED
IMPACT

JUST A LINE
CREATIVE DESIGN

DESIGN
ALUMINUM
DETAILS
CREATIVE
HURRICANE
IMPACT
MILANO
TECHNICAL
PERSPECTIVE
ARCHITECTURE
SYSTEM
CREATIVE
HURRICANE
INTERNATIONAL

A word cloud featuring various design-related terms. The words are arranged in a vertical column, with some overlapping. The terms include: DESIGN, ALUMINUM, DETAILS, CREATIVE, REDMILANO, INTERNATIONAL SYSTEM, LUXURYUNIQUE, MODERN, DESIGN, ALUMINUM, DETAILS, SYSTEM, CREATIVE, HURRICANE, IMPACT, MILANO, TECHNICAL, PERSPECTIVE, ARCHITECTURE, SERIES, and INTERNATIONAL. The words are in different sizes and orientations, creating a dynamic visual effect.

DESIGN
ALUMINIUM
DETAILS
SYSTEM
CREATIVE
HURRICANE
IMPACT
MILANO
TECHNICAL
PERSPECTIVE
ARCHITECTURE
SERIES
INDUSTRIAL
UNIQUE
DESIGN
ALUMINIUM
SYSTEM
CREATIVE
HURRICANE
DETAILS

DESIGN SYSTEM MILANO
ALUMINIUM CREATIVE TECHNICAL
DETAILS HURRICANE PERSPECTIVE
SYSTEM IMPACT UNIQUE
CREATIVE
HURRICANE
IMPACT
MILANO
TECHNICAL
PERSPECTIVE
ARCHITECTURE
SERIES
ENDUSTRIAL
UNIQUE
INTERNATIONAL
LUXURY
MODERN
IMPACT
MILANO
TECHNICAL
PERSPECTIVE
ARCHITECTURE
DESIGN
JUST A LINE
HURRICANE
IMPACT

[illegible]

DESIGNED by
LINEA ROSSA®

LR3500 | SLIDING SYSTEM

INSULATED sliding series



AVAILABLE FINISHES

B60 ELOKSAL	B70W (ELOKSAL)	ARGENT	GRANITE
CREMA	TREMOINE	TK COUNTRY	TK 6033 KIRAZ

Contact us for other colors



CHARACTERISTICS THAT REFLECT THE IDENTITY OF THE PRODUCT

- Improved, water resistance air insulation and energy saving.
- Production and installation made easy.
- The HBSB mechanism has a 250 kg sash carriage with a lift and slide system.
- Suitable for any project, with custom design options available.
- With stainless steel rails and special bearings the rail movement is significantly improved.
- Modern and aesthetic appearance of metal with silver bronze colored anodized surfaces.
- Unique concepts and designs utilizing powder coating and wood effects.

TECHNICAL SPECIFICATIONS

SASH WIDTH	57 mm
SASH LENGTH	92,5 mm
FRAME LENGTH	45 mm
GLASS THICKNESS	20 - 45 mm
MAX. SASH LOAD CAPACITY	200 kg. 300-400 kg.
INSULATION BRIDGE	24 mm




LR3500 | SLIDING SYSTEM


DESIGNED by
LINEA ROSSA®

LR3300 | DREAM SLIDE









INSULATED sliding series



What is the most important requirement of a new architectural concept?
An idea and imagination, we sought after a dream,
and we designed the **LR3300 DREAM SLIDE**



CHARACTERISTICS THAT REFLECT THE IDENTITY OF THE PRODUCT		TECHNICAL SPECIFICATIONS	
Improved, water resistance air insulation and energy saving.		SASH WIDTH	74 mm
Enhanced drive and slide speed system.		SASH LENGTH	77 mm
Decorative and innovative visual design.		FRAME LENGTH	44 mm
Problem - free mechanical solution.		THE MIDDLE SASH WIDTH	84 mm
High corrosion and ultraviolet resistance.		GLASS THICKNESS	24-30 mm
Modern and aesthetic appearance of metal with silver bronze colored anodized surfaces.		MAX. SASH LOAD CAPACITY	250 kg.
Unique concepts and designs utilizing powder coating and wood effects.		INSULATION BRIDGE	20 mm

AVAILABLE FINISHES							
							
B99 ELOKSAL	B70W (ELOKSAL)	ARGENT	GRANITE	CREMIA	TREMOSINE	TK COUNTRY	TK 5033 KIRAZ

Contact us for other colors

LR3300 | DREAM SLIDE



AVAILABLE FINISHES

B60 ELOKSAL	B70W (ELOKSAL)	ARGENT	GRANITE
CREMIA	TREMOSINE	TK COUNTRY	TK 5033 KIRAZ

Contact us for other colors

CHARACTERISTICS THAT REFLECT THE IDENTITY OF THE PRODUCT		TECHNICAL SPECIFICATIONS	
Improved, water resistance air insulation and energy saving.		SASH WIDTH	38 mm
Production and installation made easy.		SASH LENGTH	92,5 mm
Heavy duty bearings.		PROFILE THICKNESS	1,3 - 1,8 mm
Applications of single or multiple locks can be mounted inside the sliding door.		GLASS THICKNESS	20 - 26 mm
Inside the frame has a uniquely designed mosquito netting system.		MAX. SASH LOAD CAPACITY	120 kg.
Project - friendly custom design options available.		PROFILE GEO. SMOOTHNESS	EN ISO 12020 2 Compliant
Modern and aesthetic appearance of metal with silver bronze colored anodized surfaces.			

Polyamid profiled hollow center detail.

Custom steel rail for easy and smooth riding and reduced friction.





LR5300



CHARACTERISTICS THAT REFLECT THE IDENTITY OF THE PRODUCT

- Optimum solutions with wide profile options.
- Ability to apply PVC double opening system with standard aluminum double opening system.
- Specially designed adjustable locking counterparts.
- Possibility of better thermal insulation values with different combinations.
- Possibility of applying triple glazing and blind glass.
- Unique concepts and designs utilizing powder coating and wood effects.
- Modern and aesthetic appearance of metal with silver bronze colored anodized surfaces.

TECHNICAL SPECIFICATIONS

SASH WIDTH	72 mm
FRAME SASH LENGTH (MIN.)	90 mm
FRAME WIDTH	72 mm
GLASS THICKNESS	16 - 42 mm
INSULATION BRIDGE	20 mm
MAX. SASH LOAD CAPACITY	120 - 200 Kg.

AVAILABLE FINISHES










BB9 ELOKSAL B70W (ELOKSAL) ARGENT GRANITE CREMIA TREPOSINE TK COUNTRY TK 5033 KIRAZ

Contact us for other colors

DESIGNED by
LINEA ROSSA®

LR3700 | MINIMAL SLIDING SYSTEM

INSULATED sliding series



CHARACTERISTICS THAT REFLECT THE IDENTITY OF THE PRODUCT

- High thermal and sound performance.
- The case and the sash profile are embedded in the wall, which allows you to enjoy views outside even when you are inside your home.
- Improved, water resistance air insulation and energy saving.
- Triple glazing applications available.

TECHNICAL SPECIFICATIONS

FRAME WIDTH	129 mm
FRAME LENGTH	50 mm
SASH WIDTH	42 mm
INTERMEDIATE MULLION WIDTH	23 mm

800 kg sash carrying capacity thanks to the double bearing in each sash.



AVAILABLE FINISHES



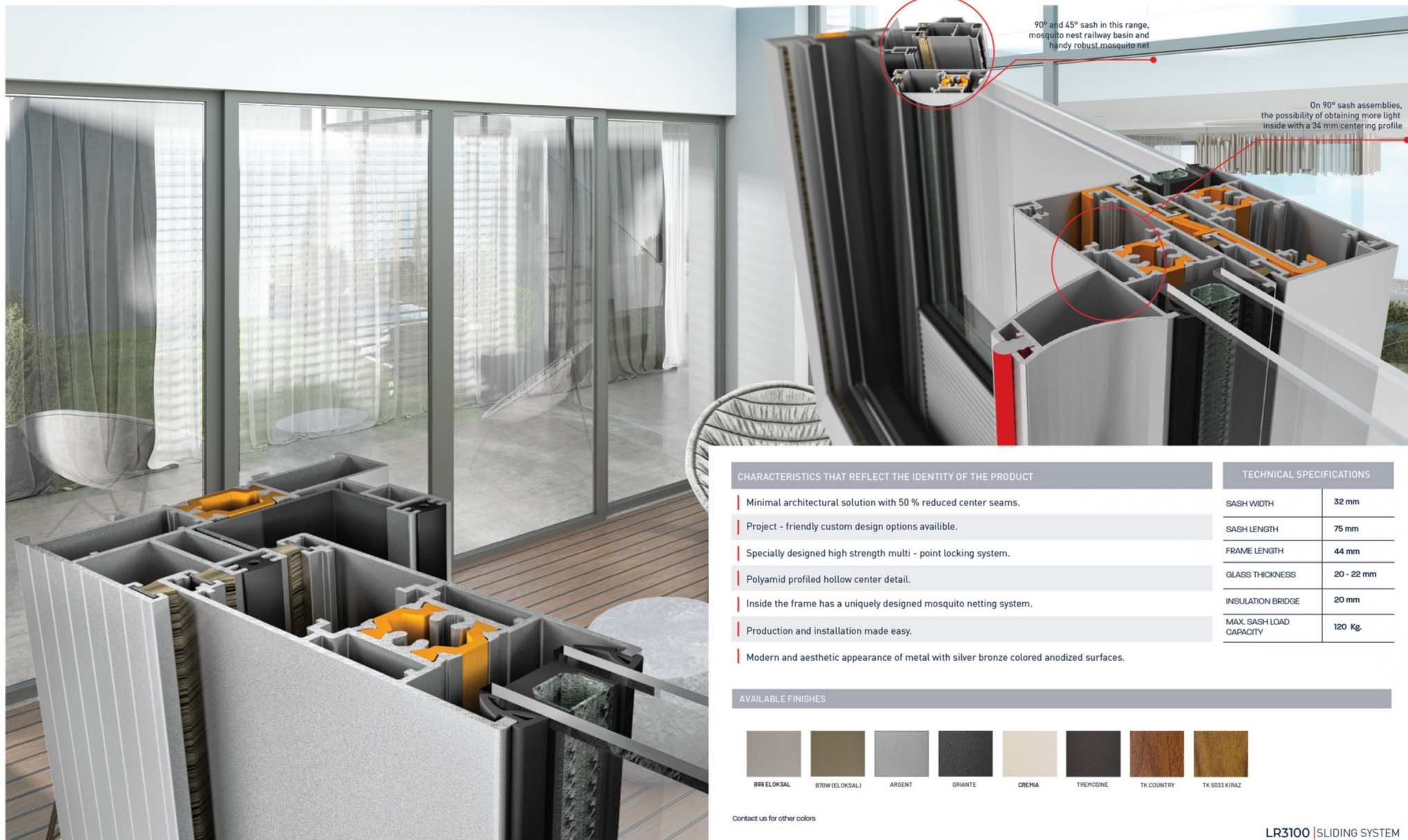
Contact us for other colors

LR3700 | MINIMAL SLIDING SYSTEM


DESIGNED by
LINEA ROSSA®

LR3100 | SLIDING SYSTEM

INSULATED sliding series



LR3100 | SLIDING SYSTEM




CHARACTERISTICS THAT REFLECT THE IDENTITY OF THE PRODUCT

- Thermal glass application: Single or double glazing application up to 32 mm
- Max. glass weight: 80 kg. doors and windows
- Sealing: 3 seal applications
- Unique concepts and designs utilizing powder coating and wood effects.

TECHNICAL SPECIFICATIONS

FRAME DIMENSIONS	45 / 50 mm
SASH DIMENSIONS	52 / 64.1 mm
PROFILE THICKNESS	1.4 - 1.6 mm
HARDNESS	P22

AVAILABLE FINISHES



B89 ELOKSAL B70W (ELOKSAL) ARGENT GRANTE CREMA TREHOSNE TK COUNTRY TK 5033 KIRAZ

Contact us for other colors

DESIGNED by
LINEA ROSSA®

LR4500 | OPENING SYSTEM

UNINSULATED opening series




CHARACTERISTICS THAT REFLECT THE IDENTITY OF THE PRODUCT

- Thermal glass application: Single or double glazing application up to 40 mm
- Max. glass weight: 130 kg. doors and windows
- Sealing: 3 seal applications
- Unique concepts and designs utilizing powder coating and wood effects.

TECHNICAL SPECIFICATIONS

FRAME DIMENSIONS	55 / 63.7 mm
SASH DIMENSIONS	62 / 74.3 mm
PROFILE THICKNESS	1.6 - 2.0 mm
HARDNESS	P22

AVAILABLE FINISHES




Contact us for other colors

LR4500 | OPENING SYSTEM

DESIGNED by
LINEA ROSSA®

LR2100 | SLIDING SYSTEM

UNINSULATED sliding series




CHARACTERISTICS THAT REFLECT THE IDENTITY OF THE PRODUCT

- Inside the frame has a uniquely designed mosquito netting system.
- Specially designed high strength multi - point locking system.
- Production and installation made easy.
- Polyamid profiled hollow center detail.
- Optimum solutions with wide profile options.

TECHNICAL SPECIFICATIONS

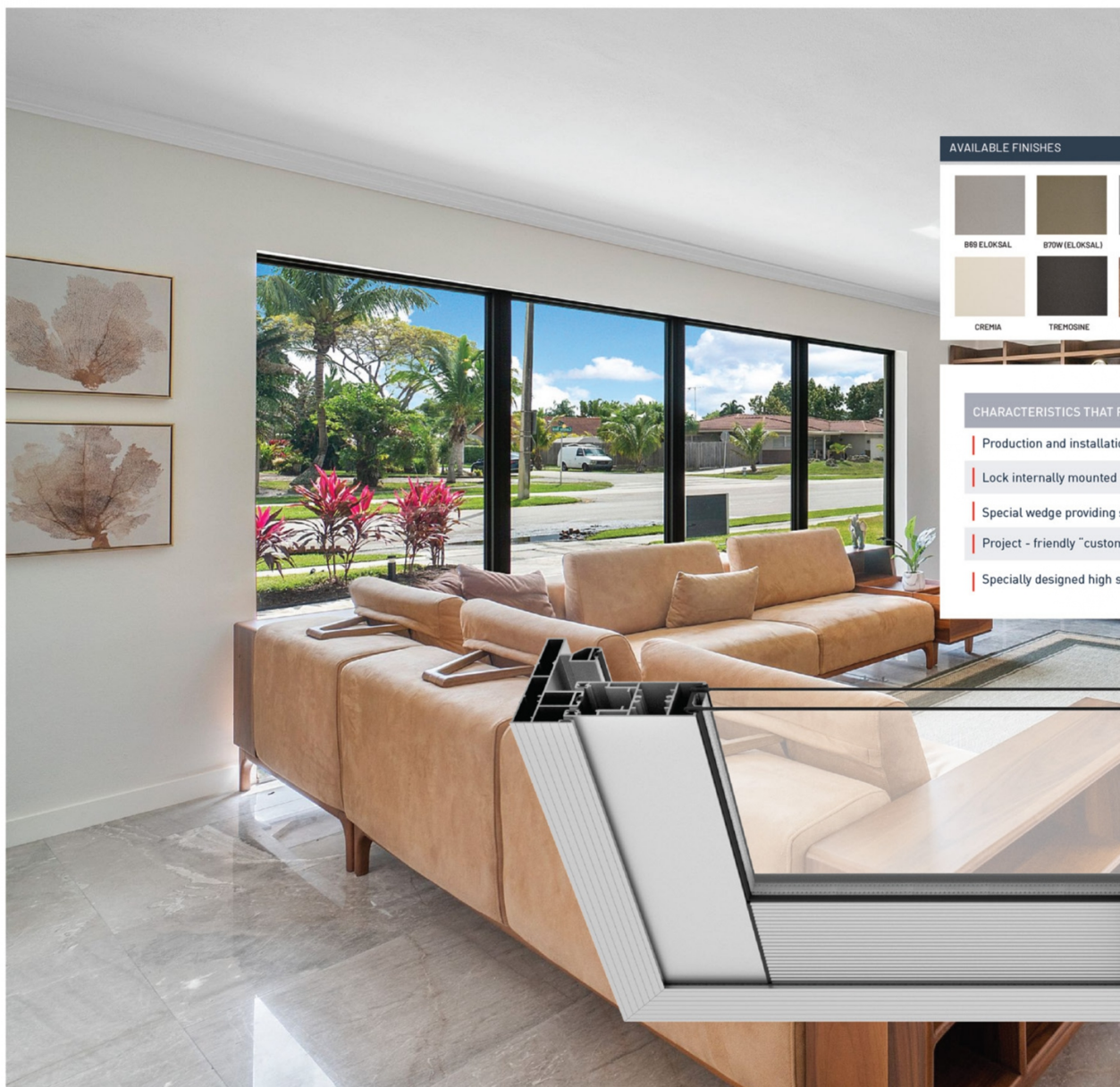
SASH WIDTH	32 mm
SASH LENGTH	75 mm
FRAME LENGTH	44 mm
GLASS THICKNESS	20 - 22 mm
MAX. SASH LOAD CAPACITY	120 Kg.

AVAILABLE FINISHES



Contact us for other colors

LR2100 | SLIDING SYSTEM

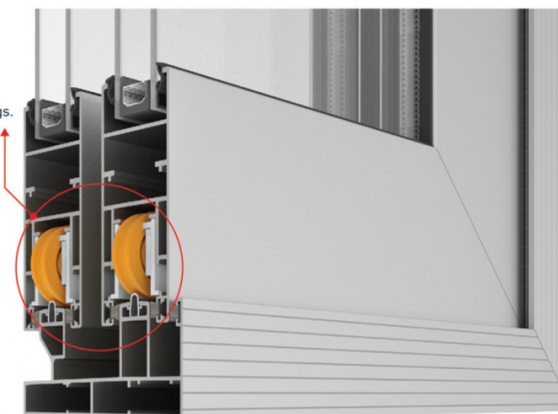


AVAILABLE FINISHES



Contact us for other colors

Heavy duty bearings.




CHARACTERISTICS THAT REFLECT THE IDENTITY OF THE PRODUCT

- Production and installation made easy.
- Lock internally mounted single and multiple locking applications.
- Special wedge providing stonger picking.
- Project - friendly "custom design" options.
- Specially designed high strength multi - point locking system.

TECHNICAL SPECIFICATIONS

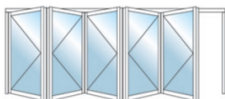

FRAME WIDTH	38 mm
FRAME LENGTH	92,5 mm
PROFILE THICKNESS	1,3 - 1,8 mm
GLASS THICKNESS	20 - 26 mm
MAX. SASH TRAVEL CAPACITY	120 Kg.



DESIGNED by
LINEA ROSSA®

LR6200 | BI-FOLD SYSTEM

INSULATED bi-fold series



Three point lock system

AVAILABLE FINISHES




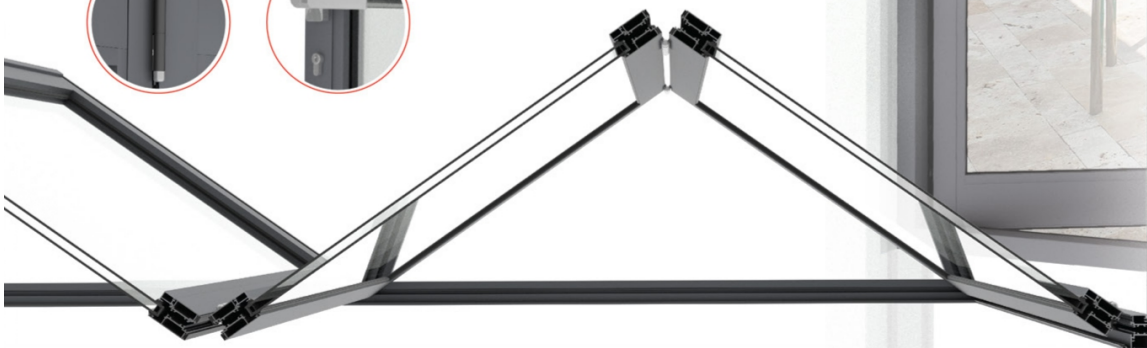

Contact us for other colors

CHARACTERISTICS THAT REFLECT THE IDENTITY OF THE PRODUCT

- | Possibility to make wide sash thanks to upper bearings
- | Horizontal bearings to prevent rotation of upper bearings
- | Sub-guiding with threshold and recessed threshold
- | Collecting sash 45° and frame 90° casing
- | 147.4 mm profile thickness in the middle sash

TECHNICAL SPECIFICATIONS

FRAME WIDTH	57 mm
SIDE FRAME HEIGHT	47 mm
BOTTOM FRAME HEIGHT	47 mm
SASH WIDTH	49 mm
SASH LENGTH	71 mm



LR6200 | BI-FOLD SYSTEM

DESIGNED by
LINEA ROSSA®

LR9200 | LR9300 FACADE SYSTEM

INSULATED facade series



LR9300

CHARACTERISTICS THAT REFLECT THE IDENTITY OF THE PRODUCT


- | Vertical and horizontal profiles with 60 mm profile width.
- | Different profile options according to the height and the opening.
- | 945 mm glass applications possibility.
- | Possibility to have window openings.
- | Stick and cap applications possible.

LR9200

CHARACTERISTICS THAT REFLECT THE IDENTITY OF THE PRODUCT

- | Vertical and horizontal profiles with 50 mm profile width.
- | Different profile options according to the height and the opening.
- | Stick and cap applications possible.
- | Possibility to have window openings.
- | Applications with a stick closure clip.

AVAILABLE FINISHES



B80 ELOKSAL

B70W (ELOKSAL)

ARGENT

GRANTE

CREMA

TREHOSINE

TK COUNTRY

TK 5033 KIRAZ

Contact us for other colors

DESIGNED by
LINEA ROSSA®

LR9500 | FACADE SYSTEM

INSULATED facade series

MISTRAL TOWER • IZMIR

Our revolutionary anodized curtain wall system, can be adapted to fit any architectural design around the World. This unique system has been used to dress the prestigious **Mistral Towers** located in the center of Izmir, Turkey. The thermal and water insulation, coupled with the strength and durability makes this system unbeatable in visual and structural design. What makes this system and the luxury **Mistral Towers** so exclusive, is due to the process of cold bending which was used to construct the project, making this the first of kind in Turkey and an architectural phenomenon.

Custom Design



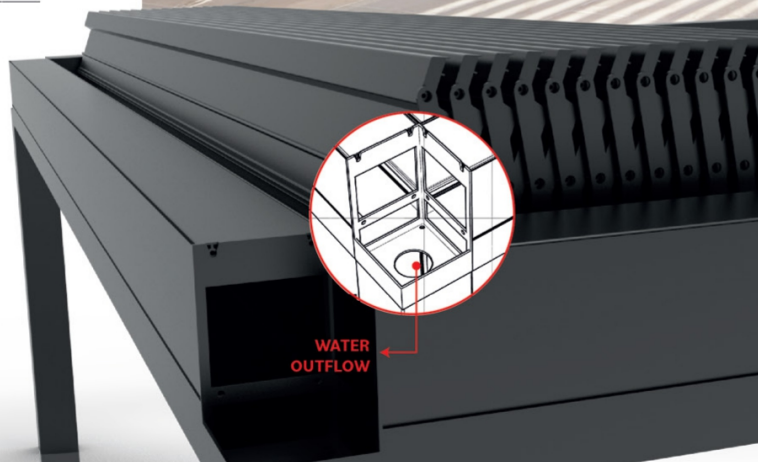
LR9500 | FACADE SYSTEM

DESIGNED by
LINEA ROSSA®

LR8700 | BIOCLIMATIC PERGOLA

OUTDOOR series

ALTERNATIVE COMBINATIONS



-  RAIN PROTECTION
-  SUN/UV PROTECTION
-  ADJUSTABLE

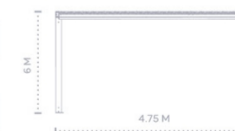
CHARACTERISTICS THAT REFLECT THE IDENTITY OF THE PRODUCT

- Designed to have a resistance up to 285 kg/m² snow load and up to 128 km/h wind resistance.
- All the accessories and connection parts made from A316 chrome.
- Provides bi-directional movement and adjustable opening settings with its Somfy motor and its controller.
- With its waterspouts on four sides and double layered cover glass provides water and air insulation.
- This system guarantees great protection against both rain and sun.
- Alternative color options
- Unique concepts and designs utilizing powder coating and wood effects.

TECHNICAL SPECIFICATIONS

MAX. WIDTH 4,75 M

MAX. LENGTH 6 M



LR8700 | BIOCLIMATIC PERGOLA

DESIGNED by
LINEA ROSSA®

LR1800 | LIGHTING SYSTEM

LIGHTING series



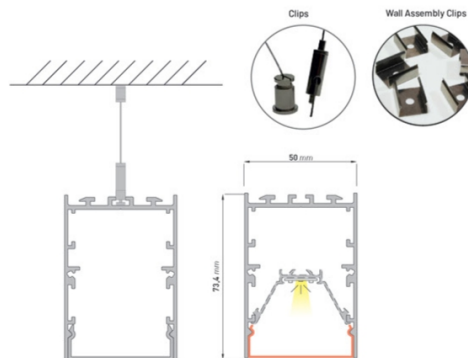
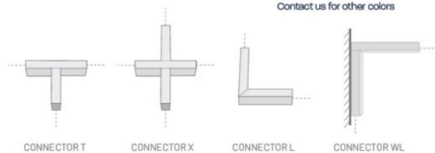
CHARACTERISTICS THAT REFLECT THE IDENTITY OF THE PRODUCT

- It provides variety with alternative application options and different design combinations.
- It provides illumination and decorative use.
- Unique concepts and designs utilizing powder coating and wood effects.
- It provides convenience in architectural application with different connection options.

AVAILABLE FINISHES



Contact us for other colors



LR1800 | LIGHTING SYSTEM

ANDRIDOR PRO COMPANY

LR3500
SLIDING SYSTEM

LR3300
DREAM SLIDE

LR3200
SLIDING SYSTEM

LR3100
SLIDING SYSTEM

LR3700
MINIMAL SLIDING SYSTEM

LR2100
SLIDING SYSTEM

LR2200
SLIDING SYSTEM

LR9300
FACADE SYSTEM

LR9500
FACADE SYSTEM

LR5100
OPENING SYSTEM

LR8700
BIOClimATIC PERGOLA

LR1800
LIGHTING

LR5200
OPENING SYSTEM

LR5300
OPENING SYSTEM

LR4100
OPENING SYSTEM

LR4500
OPENING SYSTEM

DESIGNED by
LINEA ROSSA®

...
just a line®

Designed by
LINEA ROSSA

ANDRIDOR PRO COMPANY

www.andridorgrup.com
Phone: +1 (508) 290 - 8689
+373 68 488 807